

Hygia Splint (Pre-cut & Roll type)

Intended Use //:

Hygia splint is intended for use in the application of common orthopedic splints. Hygia Splint is comprised of 8 layers of a knitted polyester fabric, impregnated with polyurethane resin. It is covered by air and moisture permeable non-woven fabric on both sides, which is served as padding.

Features //:

Excellent molding capability / Lightweight / Strong and rigid / Cost-efficient (Roll type) / X-ray translucent
Simple and easy way / Various sizes / Burnable after use

Product Information //:

Code No. □□	Description of Goods □ □	Size □□ □ □	Shipping Q'ty
WS-1011	Hygia Splint (Pre-cut type) □ □	5cm x25cm □ □	1 CTN (10 boxes of 5 pcs)
WS-1012	Hygia Splint (Pre-cut type) □ □	7.5cm x 30cm □ □	1 CTN (10 boxes of 5 pcs)
WS-1021	Hygia Splint (Pre-cut type) □ □	10cm x 37.5cm □ □	1 CTN (10 boxes of 5 pcs)
WS-1022	Hygia Splint (Pre-cut type) □ □	7.5cm 87.5cm □ □	1 CTN (6 boxes of 5 pcs)
WS-0031	Hygia Splint (Pre-cut type) □ □	10cm x 75cm □ □	1 CTN (6 boxes of 5 pcs)
WS-1032	Hygia Splint (Pre-cut type) □ □	12.5cm x 75cm □ □	1 CTN (6 boxes of 5 pcs)
WS-1041	Hygia Splint (Pre-cut type) □ □	12.5cm x112.5cm □ □	1 CTN (6 boxes of 5 pcs)

Code No. □ □	Description of Goods □ □	Size □□ □ □	Shipping Q'ty
WS-1051	Hygia Splint (Roll type) □ □	5cm x450cm □ □	1 CTN (6 boxes)
WS-1052	Hygia Splint (Roll type) □ □	7.5cm x 450cm □ □	1 CTN (6 boxes)
WS-1053	Hygia Splint (Roll type) □ □	10cm x 450cm □ □	1 CTN (6 boxes)
WS-1054	Hygia Splint (Roll type) □ □	12.5cm x 450cm □ □	1 CTN (6 boxes)
WS-0055	Hygia Splint (Roll type) □ □	15cm x 450cm □ □	1 CTN (6 boxes)

Application Instructions //:

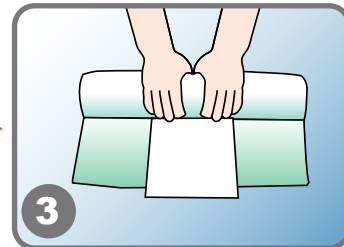
Pre-cut type splint



Choose the desired size for the affected body part. Generally no gloves are necessary.




Open the product and take out 8 layers of Hygia Splint and immerse it in the room temperature water, around 24-25 Celsius, to be wet enough. After removing Hygia Splint out of the water, squeeze the Hygia Splint very nice with two hands to get the water permeated enough into the Hygia Splint. This will give a set time of approximately 5 minutes. Warmer water shortens the set time while cooler water lengthens it.

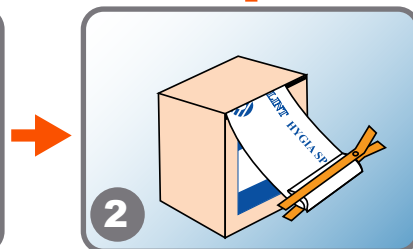


Get rid of the water on the Hygia Splint with a dry towel to provide more comfort on the affected body part of a patient.

Roll type splint



Take out Hygia Splint covered with long sealed foil pouch from the box, measure the length to apply, cut off with a bandage scissors



Seal up immediately with a clip (sealing bar) provided inside each box to prevent air or moisture from coming inside the package.



Wrap Hygia Splint with a roll of elastic bandage to secure and mold it freely.



Store in dry and cool condition at temperature between 15-30°C. Extremely high or low temperature may reduce shelf life.



Use only as directed. See instructions for use.



For single use only. Shelf life : 3 years.